

CPWP Online Platform

CPWP Certification Application User Guide for Applicant

Table of Contents

1-10	New Application Process
11-24	New Applicant [Apply for CPWP] procedures
25-30	New Applicant settles Payment
31-35	Applicant receives CPWP Certification result and download CPWP e-certificate

1. New Application Process

Registration

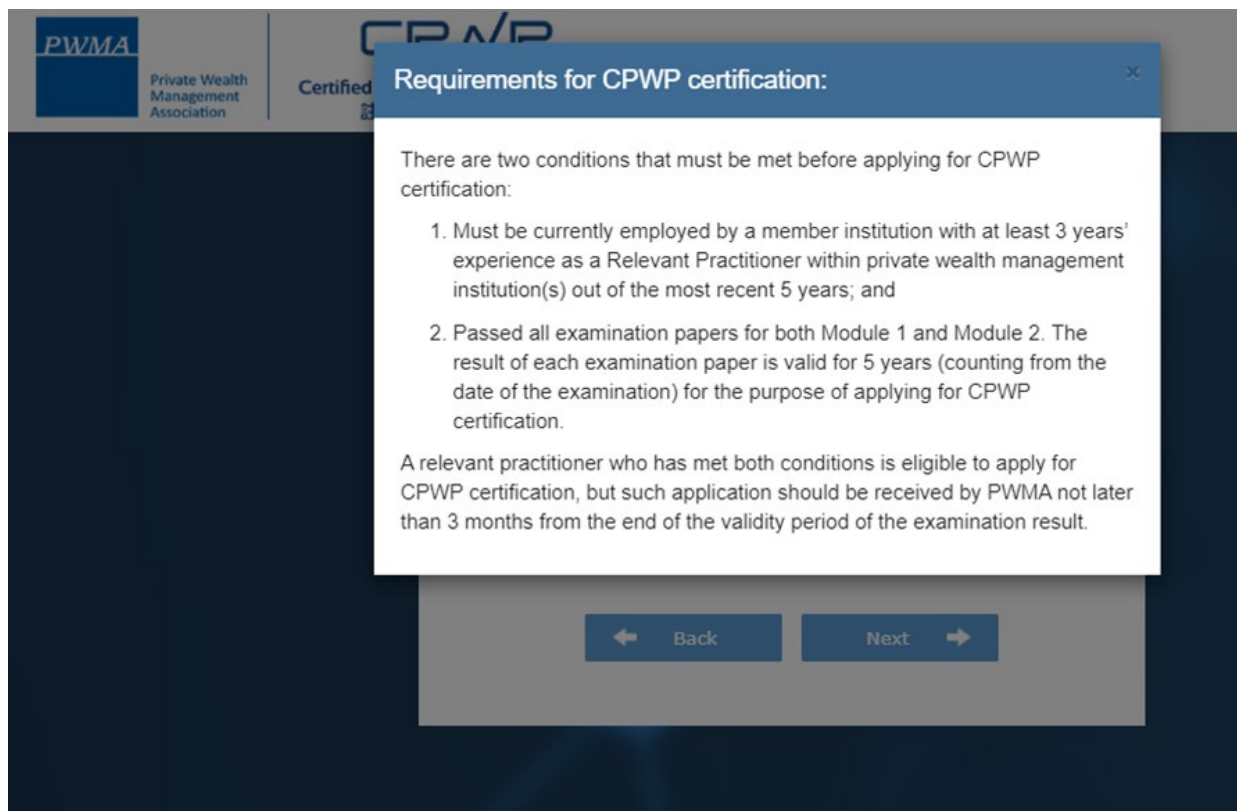
- “Register” as new applicant via CPWP Online Platform (www.pwma-cpwponline.com)



2. New Application Process

Requirements for CPWP certification

- Read the "Requirements for CPWP Certification" carefully before applying for CPWP



3. New Application Process

Registration (Cont'd)

- “Register” as new applicant at the CPWP User Login page by clicking [Register]

The screenshot displays the CPWP User Login interface. At the top left is the PWMA logo (Private Wealth Management Association). To its right is the CPWP logo (Certified Private Wealth Professional) with the Chinese text '註冊私人財富管理師' below it. The main content area is a white box titled 'CPWP User Login' on a dark blue background. It contains input fields for 'Email Address', 'Password', and 'Verification code' (displaying '3 Y V 8' with a 'Refresh' link). There is a 'Remember Me' checkbox and a blue 'Submit' button. Below the button are links for 'Forgot Password?' and 'Back'. At the bottom, a message reads 'Do not have an existing applicant login with us?' followed by a red-bordered 'Register' link and the text 'as a new applicant now.'

4. New Application Process

Registration (Cont'd)

- Applicant chooses your Current Employer from the Member Firm list

PWMA Private Wealth Management Association

CRWP Certified Private Wealth Professional 註冊私人財富管理師

Register as New Applicant

Your Current Employer is:

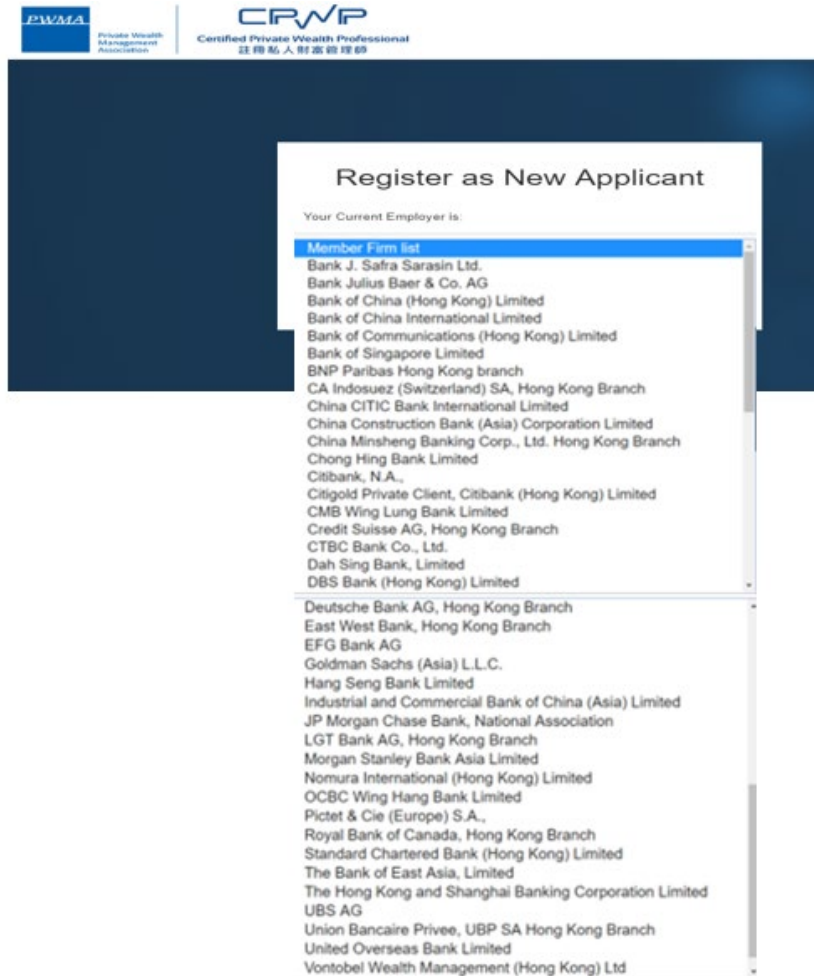
Member Firm list ▼

← Back Next →

5. New Application Process

Registration (Cont'd)

- Applicant selects a Member Firm from the pulldown menu



The screenshot shows a web form titled "Register as New Applicant". At the top left, there are logos for PWMA (Private Wealth Management Association) and CRWP (Certified Private Wealth Professional / 註冊私人財富管理師). Below the title, there is a field labeled "Your Current Employer is:" followed by a pulldown menu. The menu is open, displaying a list of member firms. The list includes various international and local banks and financial institutions.

Register as New Applicant

Your Current Employer is:


Member Firm list

- Bank J. Safra Sarasin Ltd.
- Bank Julius Baer & Co. AG
- Bank of China (Hong Kong) Limited
- Bank of China International Limited
- Bank of Communications (Hong Kong) Limited
- Bank of Singapore Limited
- BNP Paribas Hong Kong branch
- CA Indosuez (Switzerland) SA, Hong Kong Branch
- China CITIC Bank International Limited
- China Construction Bank (Asia) Corporation Limited
- China Minsheng Banking Corp., Ltd. Hong Kong Branch
- Chong Hing Bank Limited
- Citibank, N.A.
- Citigold Private Client, Citibank (Hong Kong) Limited
- CMB Wing Lung Bank Limited
- Credit Suisse AG, Hong Kong Branch
- CTBC Bank Co., Ltd.
- Dah Sing Bank, Limited
- DBS Bank (Hong Kong) Limited
- Deutsche Bank AG, Hong Kong Branch
- East West Bank, Hong Kong Branch
- EFG Bank AG
- Goldman Sachs (Asia) L.L.C.
- Hang Seng Bank Limited
- Industrial and Commercial Bank of China (Asia) Limited
- JP Morgan Chase Bank, National Association
- LGT Bank AG, Hong Kong Branch
- Morgan Stanley Bank Asia Limited
- Nomura International (Hong Kong) Limited
- OCBC Wing Hang Bank Limited
- Pictet & Cie (Europe) S.A.
- Royal Bank of Canada, Hong Kong Branch
- Standard Chartered Bank (Hong Kong) Limited
- The Bank of East Asia, Limited
- The Hong Kong and Shanghai Banking Corporation Limited
- UBS AG
- Union Bancaire Privée, UBP SA Hong Kong Branch
- United Overseas Bank Limited
- Vontobel Wealth Management (Hong Kong) Ltd


6. New Application Process

Registration (Cont'd)

- Applicant fills out the required personal information under [Personal Particulars]



Private Wealth
Management
Association



Certified Private Wealth Professional
註冊私人財富管理師

Register as New Applicant >

1 Personal Particulars

2 Identity Information

3 Employment Information

■ Personal Particulars

Title *: ☐ Dr ☐ Mr. ☐ Mrs. ☐ Ms

Family Name *:
(Remark: The name should match your HKID/passport record.)

Given Name *:
(Remark: The name should match your HKID/passport record.)

Date of Birth *:

Work Email *:

Personal Email :

Contact No. *: Office * Mobile * Home(Optional)

Correspondence Address *:

Next ➔

7. New Application Process

Registration (Cont'd)

- Applicant completes [Identity Information]

The screenshot displays the 'Register as New Applicant' web form. At the top, the PWMA logo and the CRWP (Certified Private Wealth Professional) logo are visible. The form is divided into three main sections: '1 Personal Particulars', '2 Identity Information', and '3 Employment Information'. The '2 Identity Information' section is currently active and highlighted in blue. Within this section, there are two input fields: 'First 4 digits of HKID Card Number *' and 'First 4 digits of Passport Number: (If no HKID Card)'. At the bottom right of the form, there are two buttons: 'Previous' (with a left arrow) and 'Next' (with a right arrow).

PWMA Private Wealth Management Association

CRWP Certified Private Wealth Professional 註冊私人財富管理師

Register as New Applicant

1 Personal Particulars 2 Identity Information 3 Employment Information

■ Identity Information

First 4 digits of HKID Card Number *:

First 4 digits of Passport Number: (If no HKID Card)

← Previous Next →

8. New Application Process

Registration (Cont'd)

- Applicant selects a Functional Title from the pulldown menu under [Employment Information] and checks all boxes to confirm the declaration statements before clicking “Submit”

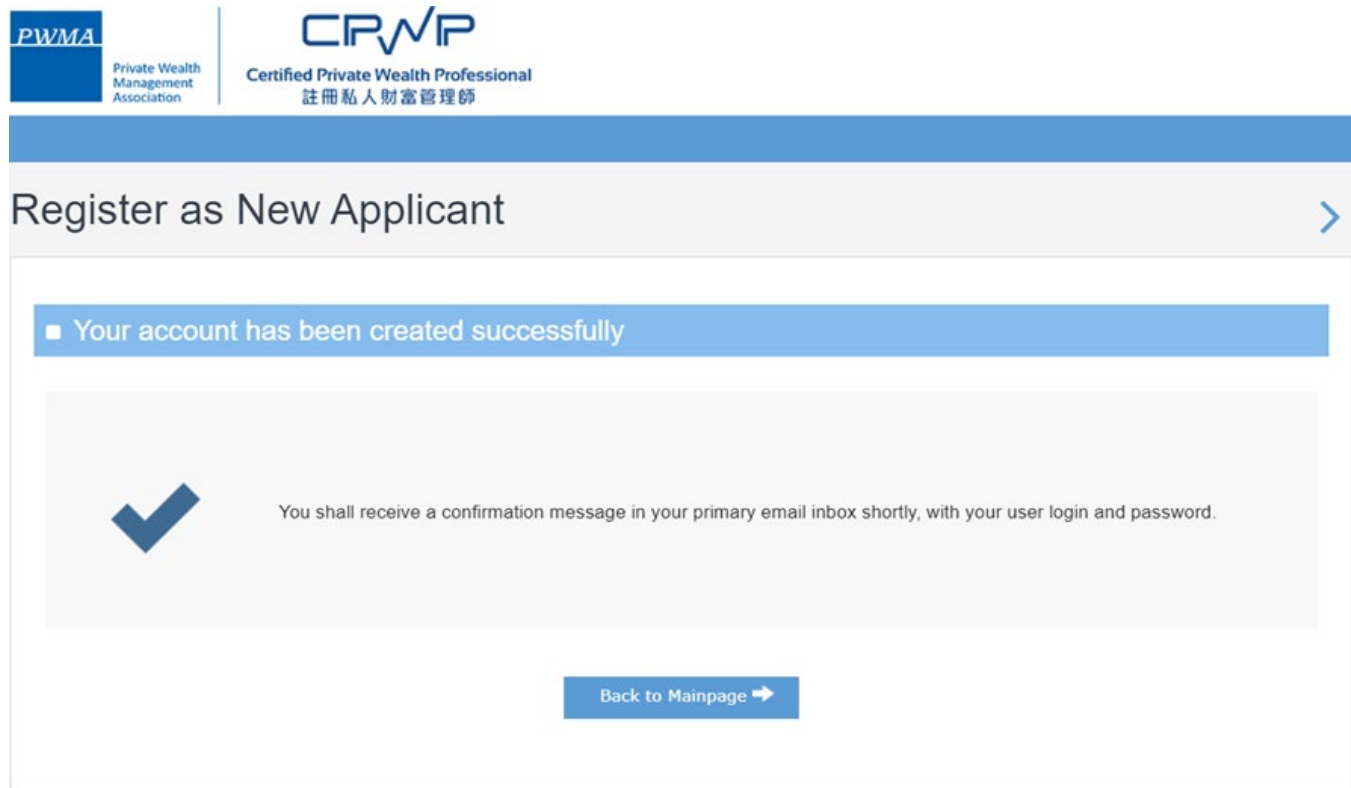
The screenshot displays the 'Register as New Applicant' form. At the top, there are logos for PWMA (Private Wealth Management Association) and CRWP (Certified Private Wealth Professional / 註冊私人財富管理師). The form is divided into three steps: 1. Personal Particulars, 2. Identity Information, and 3. Employment Information. The 'Employment Information' section is currently active. It contains the following fields and options:

- Company Name:** A dropdown menu with 'MEMBER FIRM' selected.
- Business Unit *:** An empty text input field.
- Functional Title:** A dropdown menu with 'Please Select' as the current selection.
- Declaration Statements:** Three checkboxes for confirmation:
 - ☐ I confirm that all information provided above is true and correct.
 - ☐ I understand that all the information provided above and for My Application will be accessible by my company and my future PWMA-member-firm employer.
 - ☐ By creating an account with PWMA, you agree to abide by the PWMA [Privacy Policy](#) and website [Terms and Conditions](#).
- Navigation:** At the bottom right, there are two buttons: '← Previous' and 'Submit →'.

9. New Application Process

Registration (Cont'd)

- Applicant receives “Your account has been created successfully” prompt



10. New Application Registration

Registration Apply for CPWP Certification procedures

- Applicant receives an email of “Welcome to Certified Private Wealth Professional (CPWP) Account Registration

Dear Applicant,

Thank you for registering to the CPWP Online Application Platform.

Your account has been created successfully.

You can now login to your account to access the online application form via <https://www.pwma-cpwponline.com> with the following username and password:

Username : Applicant@MemberFirm.com.hk

Password : XXXXXX

Yours sincerely,
Private Wealth Management Association Limited

Please do not reply to this e-mail. For questions, please email to ECFonline@pwma.org.hk

11. New Applicant - [Apply for CPWP] procedures

Apply for CPWP procedures

- Applicant logs to [CPWP User Login] page by clicking <https://www.pwma-cpwponline.com> and selects CPWP Online Platform



Welcome to CPWP Certification and Renewal Application Platform

CPWP User Login ▶

Member Firm User Login ▶

CPWP Certification Status Enquiry ▶

12. New Applicant [Apply for CPWP] procedures

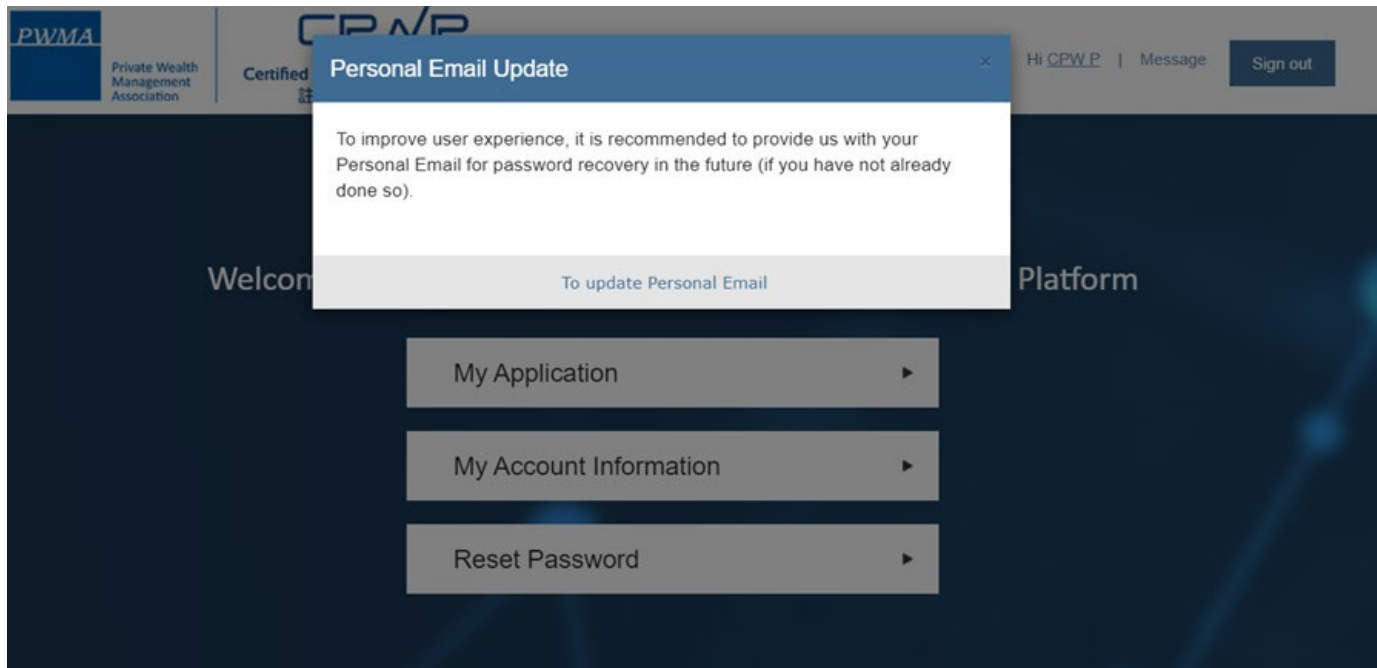
Apply for CPWP procedures (Cont'd)

- Login to CPWP User Login page

13. New Applicant [Apply for CPWP] procedures

Apply for CPWP procedures (Cont'd)

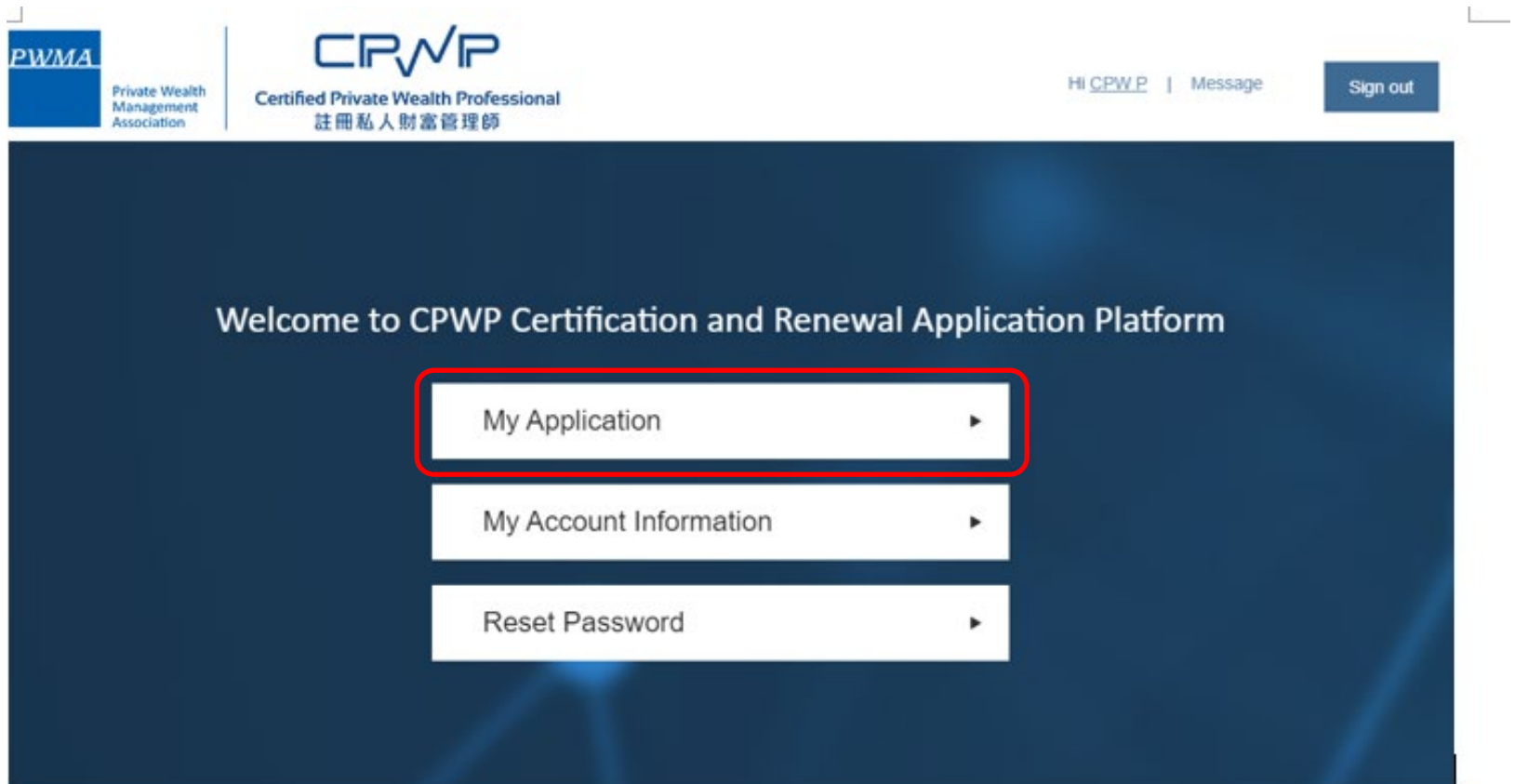
- If Applicant has already input personal email address, applicant clicks [X] to close [To update Personal Email] prompt
- If Applicant has **NOT** input personal email address, applicant updates personal email address by clicking [To update Personal Email]



14. New Applicant [Apply for CPWP] procedures

Apply for CPWP procedures (Cont'd)

- Click [My Application] to [Apply for CPWP]



15. New Applicant [Apply for CPWP] procedures

Apply for CPWP procedures (Cont'd)

- Click [Apply for CPWP] button

The screenshot shows the CPWP application platform interface. At the top, there are logos for PWMA (Private Wealth Management Association) and CPWP (Certified Private Wealth Professional / 註冊私人財富管理師). A welcome message reads: "Welcome CPWP to CPWP certification application platform." Below this is a navigation bar with links: Home, My Application, My Account, Reset Password, Message, and a Sign out button. The main section is titled "My Application" with a right-pointing arrow. It contains a table with the following headers: Application No, Applicant Name, Date of Submission to PWMA, Application Status, and Action. The table body shows "No records" in red text. Below the table is a blue button labeled "Apply for CPWP".

PWMA Private Wealth Management Association

CPWP Certified Private Wealth Professional 註冊私人財富管理師

Welcome CPWP to CPWP certification application platform.

Home | My Application | My Account | Reset Password | Message Sign out

My Application >

Application No	Applicant Name	Date of Submission to PWMA	Application Status	Action
No records				

Apply for CPWP

16. New Applicant [Apply for CPWP] procedures

Apply for CPWP procedures (Cont'd)

- Fill-in all required information 1) Qualifications, 2) Personal Particulars, 3) Employment History, 4) Disciplinary Actions and Investigations, and 5) Acknowledgement before clicking [submit] for Employer's verification
- Upload Module 1 and Module 2 official examination results to question 3 & 4

The screenshot displays the 'Apply for CPWP' web interface. At the top, there are logos for PWMA and CPWP, along with a welcome message. A navigation bar includes links for Home, My Application, My Account, Reset Password, Message, and a Sign out button. The main heading is 'Apply for CPWP' with a right-pointing arrow. Below this, a progress bar shows five steps: 1 Qualifications (active), 2 Personal Particulars, 3 Employment History, 4 Disciplinary Actions and Investigations, and 5 Acknowledgement. The 'Qualifications' section is titled 'Please answer the following questions' and contains six numbered questions, each with 'Yes' and 'No' radio button options.

1. Are you currently a relevant practitioner as defined under Enhanced Competency Framework 'ECF' for PWM Industry at a PWMA member institution?
☐ Yes ☐ No

2. Which PWMA member institution are you currently employed?
 UAT MEMBER FIRM

3. Do you hold any CPWP Associate Certification?
☐ Yes ☐ No

4. Have you passed and do you hold a valid result taken from 5 years for CPWP Module 1 examination (both paper 1 & 2) offered by Hong Kong Securities and Investment Institute "HKSI" Or Have you passed the In-house Accreditation Training Program for Module 1?
☐ Yes ☐ No

5. Have you passed and do you hold a valid result taken from the recent 5 years for CPWP Module 2 examination offered by Hong Kong Institute of Bankers "HKIB"?
☐ Yes ☐ No

6. Have you accumulated 3 years of Private Wealth Management experience as a relevant practitioner in the recent 5 years?
☐ Yes ☐ No

At the bottom right, there are 'Save' and 'Next' buttons.

17. New Applicant [Apply for CPWP] procedures

Apply for CPWP procedures (Cont'd)

- Applicant can click [save] button to complete the application later

The screenshot displays the 'Apply for CPWP' web application. The header includes the PWMA logo, 'CPWP Certified Private Wealth Professional' text, and a 'Welcome' message. The navigation bar contains links for Home, My Application, My Account, Reset Password, Message, and Sign out. The main content area is titled 'Apply for CPWP' and features a progress bar with five steps: 1. Qualifications, 2. Personal Particulars, 3. Employment History, 4. Disciplinary Actions and Investigations, and 5. Acknowledgement. The current step is 'Qualifications', which contains a section titled 'Please answer the following questions'. There are six questions in total, each with a radio button for 'Yes' or 'No'. Questions 1, 2, 3, and 4 have been answered 'No'. Questions 5 and 6 are currently unanswered. Questions 5 and 6 include an 'Upload File' button and a list of uploaded files, including 'Module 1 - 2 Examination Results - 101-1018-101.docx' (uploaded 2021-06-25). At the bottom right, there are 'Save' and 'Next' buttons.

18. New Applicant [Apply for CPWP] procedures

Apply for CPWP procedures (Cont'd)

- Fill-in the start date under [Employment Period] and leave the end date blank
- File in a [Self-declaration form] for current and/or previous experience

CPWP
Certified Private Wealth Professional
註冊私人財富管理師

Welcome CPWP to CPWP certification application platform.

Home | My Application | My Account | Reset Password | Message | Sign out

Apply for CPWP

1 Qualifications 2 Personal Particulars 3 Employment History 4 Disciplinary Actions and Investigations 5 Acknowledgement

■ Employment History: List Recent 5 Years of PWM Experience Including Current Employment

Current Experience

Employer	Business Unit	Functional Title	Employment Period MM/DD/YY	Number of Years and Months in the Position/Title
UAT MEMBER FIRM	PWM	Relationship	06/01/2018 -	3 years)

Please select one of the following self-declaration forms on key roles / responsibilities for completion in relation to your role as appropriate

☒ Advisory (if you manage or managed client portfolios on an advisory basis)

☐ Discretionary (if you manage or managed client portfolios on a discretionary basis e.g. Discretionary Portfolio Manager)

Self-declaration on Key Roles / Responsibilities for Advisory Portfolio Management

Is this a Private Wealth Management Experience?

☒ Yes ☐ No

Is this an Experience of Working Overseas?

☐ Yes ☒ No

Please tick the appropriate key roles / responsibilities in relation to your functional title / position described above.

Key roles / responsibilities	Tick where appropriate
1 Identifying and originating new customer relationships, and developing existing relationships	<input checked="" type="checkbox"/>
2 Performing "know your customer" procedure, including collecting relevant customer information, performing and documenting customer needs analysis and customer risk profiling, documenting investment objectives and strategies and / or investment mandate	<input checked="" type="checkbox"/>
3 Delivering wealth management advice and solutions to customers, taking into account customers' circumstances, and working closely with relevant parties (e.g. Product Specialists and Portfolio Management Specialists) as appropriate	<input checked="" type="checkbox"/>
4 Explaining key features, structures and risks of wealth management products to customers, and explaining (and negotiating) respective terms and conditions	<input checked="" type="checkbox"/>
5 Making investment recommendations and / or solicitations to customers, and, unless an exemption applies, providing a copy of the rationale to customers	<input checked="" type="checkbox"/>
6 Working closely with relevant parties to ensure timely and accurate execution of transactions	<input checked="" type="checkbox"/>
7 Coordinating closely with relevant parties (e.g. Operations and Compliance) to conduct regular review of the performance of customers' asset portfolio (e.g. financial performance, quality of account service, and anti-money laundering / counter-terrorist financing issues)	<input checked="" type="checkbox"/>
8 Maintaining customer relationship and updating customer risk profile regularly and as appropriate	<input checked="" type="checkbox"/>

Previous Experience

Employer	Business Unit	Functional Title	Employment Period MM/DD/YY	Number of Years and Months in the Position/Title	Self-declared
		Please Select			<input checked="" type="checkbox"/>

Please select one of the following self-declaration forms on key roles / responsibilities for completion in relation to your role as appropriate

- ☐ Advisory (if you manage or managed client portfolios on an advisory basis)
- ☐ Discretionary (if you manage or managed client portfolios on a discretionary basis e.g. Discretionary Portfolio Manager)

[Add more employment history of your PWM experience](#)

+ To upload supporting documents related to employment (if any):

[Upload Files](#)
(File format: jpg/JPG/jpeg/png/doc/docx/pdf/xls/xlsx)

[Save](#) [Previous](#) [Next](#)

19. New Applicant [Apply for CPWP] procedures

Apply for CPWP procedures (Cont'd)

- Select the appropriate answers under [Disciplinary Action and Investigation]

The screenshot displays the CPWP application platform interface. At the top, there are logos for PWMA (Private Wealth Management Association) and CPWP (Certified Private Wealth Professional). A navigation bar includes links for Home, My Application, My Account, Reset Password, Message, and Sign out. The main heading is 'Apply for CPWP'. Below this, a progress bar shows five steps: 1. Qualifications, 2. Personal Particulars, 3. Employment History, 4. Disciplinary Actions and Investigations (currently selected), and 5. Acknowledgement. The selected step is titled 'Disciplinary Actions and Investigations, Financial Status and Character'. A note states 'Required to answer by selecting Yes or No:'. There are five questions, each with 'Yes' and 'No' radio button options:

1. Have you ever been reprimanded, censured, disciplined by any professional or regulatory authority?
☐ Yes ☐ No
2. Have you ever had a record of non-compliance with various non-statutory codes, or been censured, disciplined or disqualified by any professional or regulatory body in relation to your profession?
☐ Yes ☐ No
3. Have you ever been investigated about offences involving fraud or dishonesty or adjudged by court to be criminally or civilly liable for fraud, dishonesty or misfeasance?
☐ Yes ☐ No
4. Have you ever been refused or restricted from the right to carry on any profession for which a specific license, registration or other authorization is required by law?
☐ Yes ☐ No
5. Have you ever been adjudged bankrupt, or served with a bankruptcy petition?
☐ Yes ☐ No

At the bottom right, there are three buttons: 'Save' (with a checkmark icon), 'Previous' (with a left arrow icon), and 'Next' (with a right arrow icon).

20. New Applicant [Apply for CPWP] procedures

Apply for CPWP procedures (Cont'd)

- Check the Acknowledgement and Declaration box before clicking [Submit]

The screenshot displays the PWMA CPWP certification application platform. The header includes the PWMA logo, the CPWP logo (Certified Private Wealth Professional), and a welcome message. The navigation bar contains links for Home, My Application, My Account, Reset Password, Message, and Sign out. The main content area is titled 'Apply for CPWP' and shows a progress bar with five steps: 1. Qualifications, 2. Personal Particulars, 3. Employment History, 4. Disciplinary Actions and Investigations, and 5. Acknowledgement. The 'Acknowledgement' step is currently active. Below the progress bar, the section is titled 'Acknowledgement and Declaration (Applicant)'. It contains a list of seven statements for the applicant to agree to. The last statement, 'I understand that all information I have provided in this application will be accessible by any authorized person by my employer.', is followed by a checkbox and the text 'Check this box to indicate that you have read, understood, and agreed to the above acknowledgement and declaration.' This checkbox is highlighted with a red rectangle. At the bottom right, there are three buttons: 'Save', 'Previous', and 'Submit'.

PWMA Private Wealth Management Association

CPWP Certified Private Wealth Professional 註冊私人財富管理師

Welcome CPWP to CPWP certification application platform.

Home | My Application | My Account | Reset Password | Message Sign out

Apply for CPWP

1 Qualifications 2 Personal Particulars 3 Employment History 4 Disciplinary Actions and Investigations 5 Acknowledgement

Acknowledgement and Declaration (Applicant)

- I declare that all information I have provided in this form is true and correct.
- I understand that under any circumstances, the submitted application and paid application fee for each application are non-refundable and non-transferable.
- I authorize the PWMA to obtain, and the relevant authorities to release, any information about my qualifications and/or employment as required for my application.
- I acknowledge that PWMA has the right to withdraw my CPWP designation if I do not meet the requirements.
- I confirm that I have read and understood the Personal Information Collection Statement set out in the website of PWMA at www.pwma.org.hk and consent to the terms set out therein.
- I attach herewith copies of results of Module 1 and/or Module 2 in respect of Enhanced Competency Framework.
- I understand that all information I have provided in this application will be accessible by any authorized person by my employer.

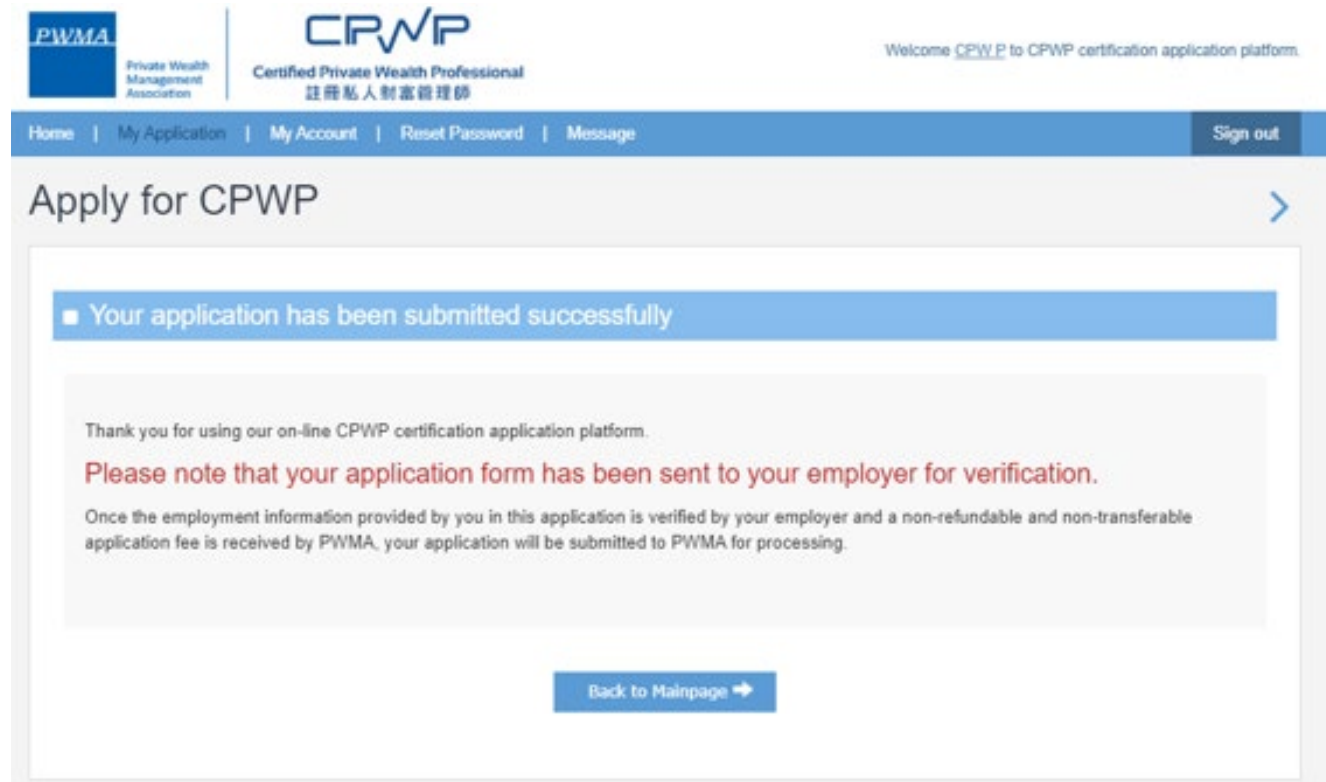
☐ Check this box to indicate that you have read, understood, and agreed to the above acknowledgement and declaration.

Save Previous Submit

21. New Applicant [Apply for CPWP] procedures

Apply for CPWP procedures (Cont'd)


- Receive 'Your application submitted successfully' prompt




22. New Applicant tracks Application Status

Apply for CPWP procedures (Cont'd)

- View [Application Status] under [My Application]



Private Wealth
Management
Association



Certified Private Wealth Professional
註冊私人財富管理師

Welcome CPW P to CPWP certification application platform.

Home | My Application | My Account | Reset Password | Message

Sign out

My Application >

Application No	Applicant Name	Date of Submission to PWMA	Application Status	Action
2021000019N	CPW P		Verification in Progress by Employer	View

23. New Applicant - if application fee is paid by Member Firm

Apply for CPWP procedures

- Upon Member Firm's verification, applicant receives a message if the Member Firm has settled the payment for applicant

Dear Applicant

Your CPWP Application (Application No: 20210000XXN) has been submitted to PWMA for processing.

The application fee has been paid by your bank.

Yours sincerely,

Private Wealth Management Association Limited

24. New Applicant - if application fee is paid by Applicant

Settles Payment by Credit Card or Bank Transfer or Cheque

- Upon Member Firm's verification, applicant receives an email notification to settle payment

Dear Applicant

Application (20210000XXN) has been verified by the relevant department of your bank, please proceed to make payment for your CPWP application.

Application No : 20210000XXN

Please click the below link to pay now:

<https://www.pwma-cpwponline.com>


Yours sincerely,

Private Wealth Management Association Limited


25. New Applicant settles Payment

If Payment is settled by Applicant's Credit Card

- Click [Go to Pay] in [Action] under [My Application] to settle payment



Private Wealth
Management
Association



Certified Private Wealth Professional
註冊私人財富管理師

Welcome CPW P to CPWP certification application platform.

Home | My Application | My Account | Reset Password | Message 1 Sign out


My Application >

Application No	Applicant Name	Date of Submission to PWMA	Application Status	Action
2021000021N	CPW P		Pending Payment by Applicant	View Go to Pay


26. New Applicant settles Payment

If Payment is settled by Applicant's Credit Card

- Select Online Payment if pay by Credit Card



Private Wealth
Management
Association



Certified Private Wealth Professional
註冊私人財富管理師

Welcome CPWP to CPWP certification application platform.

Home | My Application | My Account | Reset Password | Message 1 | Sign out

☒ Online Payment (Support Visa & Master)


☐ Cheque Payment/Bank Transfer

← Back
Submit →


27. New Applicant settles Payment

If Payment is settled by Applicant's Credit Card

- Fill out Credit Card information before submitting the application to PWMA



Private Wealth
Management
Association



CPWP
Certified Private Wealth Professional
註冊私人財富管理師

Welcome CPWP to CPWP certification application platform.

Online Payment

Please make sure your information are correct.

Application ID : 2021000019N




Name : CPWP

Employer : UAT MEMBER FIRM

Charge : HK\$ 1000.00

[← Back](#)
[Confirm Payment →](#)

* Please prepare your Visa / Master/JCB credit card for data input in next page. Please note that once you click "Confirm Payment" to enter payment gateway, the transaction cannot be cancelled.
* By clicking "Confirm Payment" now, I agree to abide by the PWMA [Terms](#) and Conditions and [Privacy Policy](#).
* Please do not close the window and wait to return to cpwp online platform.
* To successfully complete the payment transaction, please wait until all operations have been completed through "Global Payment" before returning to the system.

Billing Information

* Required field

First Name *

Last Name *

Address Line 1 *

City *

Country/Region *

Email *

Payment Details

Card Type *

☒ VISA Visa
 ☐ Mastercard
 ☐ JCB

Card Number *

Expiration Month *
 Expiration Year *

CVN *

This code is a three or four digit number printed on the back or front of credit cards.

[Cancel](#)
[Next](#)

Your Order


Total amount

HKD 1,000.00


28. New Applicant settles Payment

If Payment is settled by Cheque or Bank Transfer

- Select Cheque Payment/Bank Transfer and click [Upload Files] to upload Cheque copy or Bank receipt before [Submit]



Private Wealth
Management
Association



Certified Private Wealth Professional
註冊私人財富管理師

Welcome [CPWP](#) to CPWP certification application platform.

[Home](#) | [My Application](#) | [My Account](#) | [Reset Password](#) | [Message](#) 1 | [Sign out](#)

Payment


Application No	Name	Employer	Expire Date	Action	Price
2021000021N	CPW P	UAT MEMBER FIRM		Apply	1000.00

Payment Method:

☐ Online Payment (Support Visa & Master)

☒ Cheque Payment/Bank Transfer

Attach Cheque Payment/Bank Transfer Receipt or Payment Proof

Upload Files 

(File format: jpg/JPG/jpeg/png/doc/docx/pdf/xls/xlsx)

- [Dummy Bank Slip_1624635081.docx](#) (Uploaded date: 2021-06-25) ✕

[← Back](#)
[Submit →](#)

29. New Applicant settles Payment

If Payment is settled by Cheque Payment or Bank Transfer

- Click [ok] to submit CPWP application

The screenshot displays the PWMA CPWP application platform. A modal dialog titled "Payment and submission processing" is open, asking "Are you sure to continue?" with "Cancel" and "OK" buttons. The background page is titled "Payment" and shows a table of applications. Below the table, the "Payment Method" section has two options: "Online Payment (Support Visa & Master)" and "Cheque Payment/Bank Transfer" (which is selected). A red box prompts the user to "Attach Cheque Payment/Bank Transfer Receipt or Payment Proof". There is an "Upload Files" button with a file icon and a list of supported file formats: jpg/JPG/jpeg/png/doc/docx/pdf/xls/xlsx. A file named "Dummy Bank Slip_1624635081.docx" is listed with an upload date of 2021-06-25. At the bottom, there are "Back" and "Submit" buttons.


Application No	Name	Employer	Expire Date	Action	Price
2021000021N	CPW P	UAT MEMBER FIRM		Apply	1000.00

Payment Method:

☐ Online Payment (Support Visa & Master)

☒ Cheque Payment/Bank Transfer

Attach Cheque Payment/Bank Transfer Receipt or Payment Proof

Upload Files 

(File format: jpg/JPG/jpeg/png/doc/docx/pdf/xls/xlsx)

- [Dummy Bank Slip_1624635081.docx](#) (Uploaded date: 2021-06-25) ✕

Back Submit

30. New Applicant settles Payment

Applicant receives a prompt “Your application submitted successfully”

The screenshot displays the CPWP certification application platform interface. At the top, the PWMA logo and the CPWP logo are visible, along with the text "Certified Private Wealth Professional" and "註冊私人財富管理師". A navigation bar includes links for Home, My Application, My Account, Reset Password, Message (with a red notification bubble containing the number 2), and Sign out. The main content area is titled "Payment" and features a blue banner stating "Your application has been submitted successfully". Below this, a large blue checkmark is shown next to the text "Thank you for your payment! The application has been submitted to PWMA for processing." At the bottom, there is a blue button labeled "Back to Mainpage" with a right-pointing arrow.

PWMA Private Wealth Management Association

CPWP Certified Private Wealth Professional 註冊私人財富管理師

Welcome CPWP to CPWP certification application platform.

Home | My Application | My Account | Reset Password | Message 2 | Sign out

Payment

■ Your application has been submitted successfully

✓

Thank you for your payment!
The application has been submitted to PWMA for processing.

Back to Mainpage ➔

31. Applicant receives CPWP Certification result and download CPWP e-certificate

After approval granted by Accreditation and Exemption Committee

- Receive email “Granting of Certified Private Wealth Professional (“CPWP”) Certification (CPWP Certification No. : 2021000002)

Dear CPW P,

Granting of Certified Private Wealth Professional ("CPWP") Certification

With respect to your application for CPWP certification for the purpose of the Enhanced Competency Framework, we take pleasure to confirm that you have fulfilled the prerequisite requirements for certification. A CPWP certification <https://www.pwma-cpwponline.com/certificationdetail/> is hereby granted to you with expiry date till 31 December 2022.

Please note that the said certification has to be renewed annually by taking not less than 10 hours of private wealth management ("PWM")-related On-going Professional Training ("OPT") in each calendar year, of which 5 hours may be the Continuous Professional Training required by the Securities and Futures Commission. Of the 10 OPT hours, at least 2 hours should be on PWM-related ethics and compliance.

For CPWP certification renewal, you should submit to us the Online Application Form for CPWP Certification Renewal (On-going Professional Training) within 1 month following the expiry of your certification.

We would like to remind you that you are to abide by the attached Private Wealth Management Association ("PWMA") Code of Ethics and Conduct and certain conditions listed under Section 15 of the PWMA By-laws, failing which your certification status may be revoked.

Please note quote the CPWP number for any future correspondence with us.

Yours sincerely,

Private Wealth Management Association Limited

32. Applicant receives CPWP Certification result and download CPWP e-certificate

After approval granted by Accreditation and Exemption Committee

- View Certificate's expiry date in [My Certification]
- Go to [My Application] to view Application Status



33. Applicant receives CPWP Certification result and download CPWP e-certificate

After approval granted by Accreditation and Exemption Committee

- View [Approved] status under [My Application]



Private Wealth
Management
Association



CPWP
Certified Private Wealth Professional
註冊私人財富管理師

Welcome CPW P to CPWP certification application platform.

[Home](#) |
 [My Application](#) |
 [My Certification](#) |
 [My Account](#) |
 [Reset Password](#) |
 [Message](#) |
 [Sign out](#)

My Application >

Application No	Applicant Name	Date of Submission to PWMA	Application Status	Action
2021000020N	CPW P	2021-06-25	Approved	View

34. Applicant receives CPWP Certification result and download CPWP e-certificate

After approval granted by Accreditation and Exemption Committee

- Go to [My Certification] and click [view] to print an electronic certificate



Private Wealth
Management
Association



Certified Private Wealth Professional
註冊私人財富管理師

Welcome CPW P to CPWP certification application platform.

[Home](#) | [My Application](#) | [My Certification](#) | [My Account](#) | [Reset Password](#) | [Message](#) | [Sign out](#)

My Certification >

CPWP No.	Name	Member Firm	Certification Status	Effective Till	Action
2021000002	CPW P	UAT MEMBER FIRM	Certified	2022-12-31	▶ View ▶ Update Account Information

35. Applicant receives CPWP Certification result and download CPWP e-certificate

- Online CPWP electronic certificate is available

